


Animal Alphabet



Student Objectives:

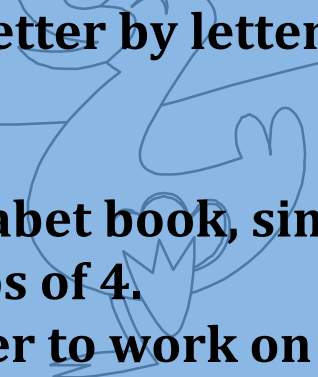
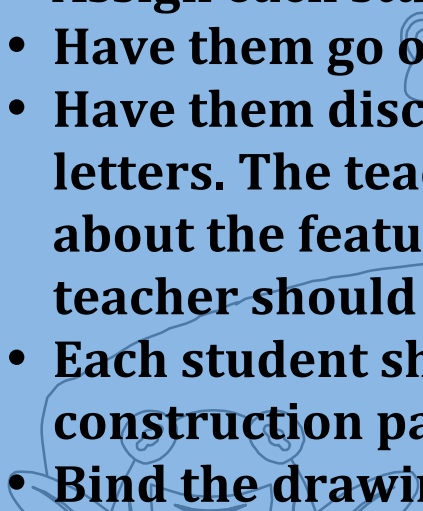

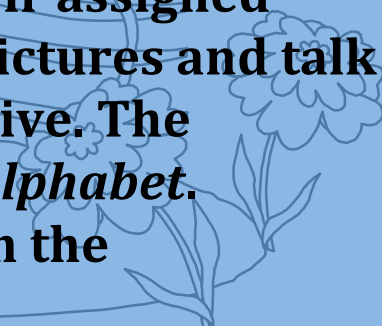
- Students will recite the alphabet and identify the sounds each letter makes.
- Students will understand that printed letters represent spoken language.
- Students will identify the names of animals that begin with particular letter sounds and draw pictures to represent these living creatures.

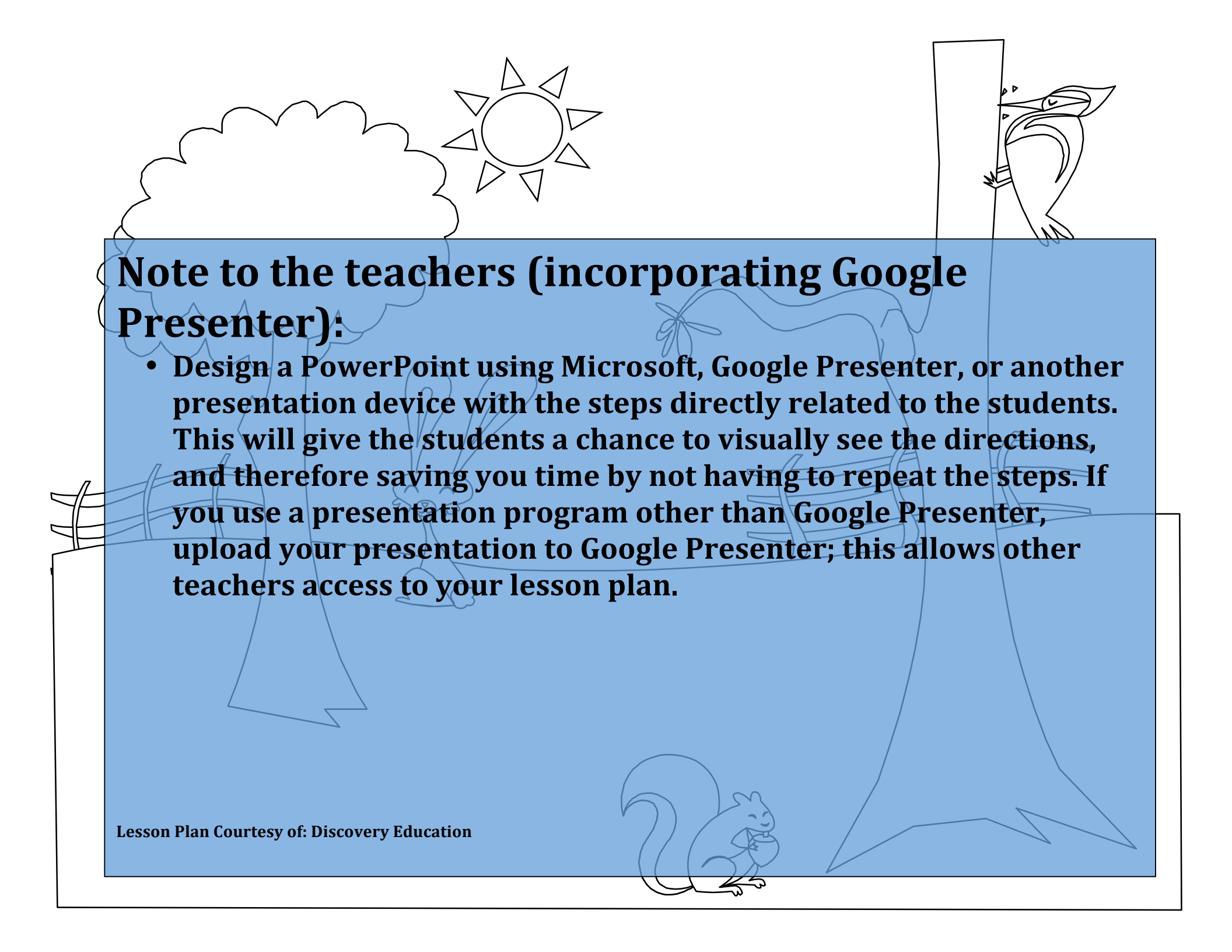
Materials Needed:

- *Animal Alphabet* video available from Discovery Education
- Crayons
- Pencils & Erasers
- White construction paper (1 sheet per student)
- Dry erase board and marker OR butcher paper and marker (1 per student group)
- Print resources with pictures of different animals



Procedure:

- **Review the alphabet with the class, letter by letter. Discuss the sounds each letter makes.**
 - **Watch *Animal Alphabet*.**
 - **Tell the class they will make an alphabet book, similar to the one in the video. Divide the class into groups of 4.**
 - **Assign each student a particular letter to work on for the book.**
 - **Have them go over the sounds their letter makes.**
 - **Have them discuss animal names that begin with their assigned letters. The teacher can show print resources with pictures and talk about the features of these animals and where they live. The teacher should refer to animals featured in *Animal Alphabet*.**
 - **Each student should draw pictures of their animal on the construction paper.**
 - **Bind the drawings in an alphabet book to share with the class.**
- 
- 
- 
- 



Note to the teachers (incorporating Google Presenter):

- **Design a PowerPoint using Microsoft, Google Presenter, or another presentation device with the steps directly related to the students. This will give the students a chance to visually see the directions, and therefore saving you time by not having to repeat the steps. If you use a presentation program other than Google Presenter, upload your presentation to Google Presenter; this allows other teachers access to your lesson plan.**