


EduBlogs

Unknown macro: {align}



Unknown macro: {align}

Created By: Emily Anderson, Madalyn Allender, Samantha Paschal, Herbert Cruz, Amanda Hannusch, Bre Fife, Kalli Hollis, Katie Chaillane, Lauren Hillock, Nicole Castro, Rosemary Head, Ryan Jones, Zhang Chunlei, Zheng Binbin, and Wang Yanhui (Last Modified By: Emily Anderson, Madalyn Allender, Samantha Paschal, Herbert Cruz 3/6/12)

Table of Contents

| |
|---|
| I. Developers |
| II. How EduBlogs Works |
| III. Relationship with other Applications |
| IV. Features of EduBlogs |
| V. Using EduBlogs in the Classroom |
| VI. Lesson Plans Elementary Secondary Post Secondary |
| VII. Example Websites |
| VIII. Notable EduBloggers |
| IX. International Use |
| X. Comments |
| XI. References |

What is EduBlogs?">What is EduBlogs?

EduBlogs is the self proclaimed "world's most popular education blogging site": a website that hosts blogs for teachers, students, administrators, and anyone else who is involved with education. EduBlogs is free to sign up for, and it has up to 20MB of free upload space. EduBlogs also caters to schools and universities that want to create and manage their own blogs. This catering system is known as [EduBlogsCampus](#).

[EduBlogsCampus](#) is a place where schools and universities can host blogs specific to their school and their school's curriculum. Within in these campus sites, there are links that can direct you to a specific class, student blogs, or general blogs about happenings in the campus.

Below is a picture of EduBlogs' homescreen

Unknown macro: {align}

The World's most popular education blogging service...

Free!
Free, easy and great for students >

Pro
Perfect for individual teachers >

Campus
For districts, colleges & schools >

Free Trial
For an exciting time!

Edublogs lets you easily create & manage student & teacher blogs, quickly customize designs and include videos, photos & podcasts – it's safe, easy and secure so try out an Edublog today!



Used by leading universities, school districts, government departments and individual schools around the world...

Free, Pro or Campus?



Ways to use your Edublog

- Facilitate fantastic discussions
- Replace your paper newsletter
- Get your students blogging
- Post videos, podcasts and documents

How does Edublogs compare?



Unknown macro: {align}



Unknown macro: {align}



Unknown macro: {align}

Like EduBlogs on Facebook!">Like EduBlogs on Facebook!

 ">
Unknown macro: {align}

Like EduBlogs on Facebook!">Like EduBlogs on Facebook!

Unknown macro: {align}

<http://www.facebook.com/#!/group.php?gid=4738689546>|<http://www.facebook.com/#!/group.php?gid=4738689546>

Unknown macro: {align}



Unknown macro: {align}

**Follow EduBlogs on Twitter! @edublogs ">Follow EduBlogs on Twitter!
@edublogs**

">

Unknown macro: {align}

Follow EduBlogs on Twitter! @edublogs" > Follow EduBlogs on Twitter! @edublogs

Unknown macro: {align}

<https://twitter.com/#!/edublogs><https://twitter.com/#!/edublogs>

Unknown macro: {align}

Ten Ways To Use Your Edublog



<http://www.youtube.com/watch?v=SqQ03JWETd8>

Also, you can learn how to start a blog on Edublogs.org: <http://www.youtube.com/watch?v=3FIk653lvkk>

What Is the Purpose of EduBlogs? Who Can Use It?" > What Is the Purpose of EduBlogs? Who Can Use It?





"The largest education community on the Internet"

EduBlogs have been created to help promote educational blogging in schools and can be used to share experiences from student to student, teacher to student, and throughout administrations in education. EduBlogs are blogs that are strictly designed for educational use. These blogs create a network of communication that students and teachers alike can navigate and they can work with other web-bloggers who share common interests, lesson plans, learning or techniques, and ideas for the classroom.

Benefits/Purposes of EduBlogs:

- Teachers can post assignments on EduBlogs for students to access and work on.
- Teachers can communicate with other faculty members in an efficient and prompt fashion.
- Teachers can develop lesson plans on EduBlogs that can be used in the classroom.
- Students can use EduBlogs to work on group projects and assignments, or use the blogs as a form of communication.
- EduBlogs can enhance both the students' and the faculties' technology skills in the classroom.
- EduBlogs can be used to link schools to other schools by form of convenient communication that can allow teachers to share ideas, lessons, and tools for the classroom.

I. Developers" > I. Developers

| | |
|---|--|
|  <p>James Farmer</p> | <p>The founder and CEO of EduBlogs is James Farmer. Before EduBlogs, he was a teacher and lecturer in Education Design at Deakin University. He also was an online community editor for the online newspaper known as 'The Age'. He has also contributed in creating learnersblog, uniblogs, and elsblogs (6). He currently resides in Melbourne, Australia.</p> |
|  <p>Andrew Billits</p> | <p>The Chief Technical Officer, or CTO, of EduBlogs is Andrew Billits. He is one of the first developers to get involved with Word Press MultiUser, so he knows blogs inside and out and he can offer help with any blogging problem that may occur. Andrew is also the founder of the development site called W PMU DEV. He currently lives in Birmingham, Alabama.</p> |
|  <p>Lorraine Bruschi</p> | <p>Lorraine Bruschi looks after the marketing aspect of EduBlogs. She has a background as a sales executive, entrepreneur, and owning a business. In her free time, Lorraine likes to paint, draw, and design.</p> |
|  <p>Sue Walters</p> | <p>Sue Walters is the woman behind the scenes on the EduBlogs site. She is in charge of a how-to blog information guide. It shows how to do things with your blog, and gives tips on how to improve different aspects of your blogs. She is also the author of Edublog Mobile Technology in TAFE. Sue lives in Perth, West Australia.</p> |

[Back to Table of Contents](#)

II. How EduBlogs Works and How to Get Involved Using the Program">II. How EduBlogs Works and How to Get Involved Using the Program

How it works:

EduBlogs is a free blog site for educators and students. Anyone can begin using EduBlogs by signing up at <http://edublogs.org>.

1. On EduBlogs' main page, click "sign up here"
2. Next you will be asked to enter a username. This name is not changeable in the future so make sure you pick one that you like. You will add your email and the verification code and click next (Note, your email and nearly everything else on EduBlogs CAN be changed later, just not your username). Also, make sure that your email is entered correctly or your username will no longer be available and the account you just created will be invalid. If you have trouble creating a username with your current email, you might try creating a free account with a server such as gmail, hotmail, or yahoo.

3. You can either click on "Gimme a Blog" or "Just a Username, please". The "Gimme a Blog" option will send you to another page where you can choose the title of your blog if you already have one in mind. If you don't know yet what blog you want to create just click the "Just a Username, please" option.

4. Then click sign up! Its that easy!

5. Once your blog is created check your email; you should have an email from EduBlogs. Open it and click the activation code for your password which will be sent to your email. Once you have a password you can start using EduBlogs.

6. Log in to EduBlogs with your username and your given password. After you login for the first time, it will direct you to your profile editing page. You can fill in this information now or later. But, you will want to change your password first. Go to the bottom of this page and type in your new password. Click "Update Profile" and you now have a new password.

7. You can then click on the Dashboard (your work area) or the Visit Site (to see what your site will look like to others). Dashboard will contain any new information from EduBlogs that you may need to know. It will also show recent activity so that you know whether or not you need to change, delete, or edit any comments.

8. The most important tabs include Write, Manage, Design, Comment, Upgrades. They will be used frequently in changing your page. You will also see tabs to "Write a new Page" or "Write a Post." These will also be helpful tools.

Creating a Theme:

In your blog, go to Design>Custom Image Header (different themes are different sizes, so be sure to pick one that goes with the size you need).

Theme Types:

- One Column
- Two Column with sidebars (left or right)
- Three Column with left and right
- Four column themes (23)

How to Change Themes:

Go to Design>Themes. Pick the one you want. Click on the image of the theme or the name of it to activate it. (23)

Video Tutorials:

On the EduBlogs website there are many video tutorials available that look like this: <http://edublogs.org/eduvideos/251/writingpostsandpages.swf>

Link to Videos:<http://edublogs.org/videos/>

Why EduBlogs <http://edublogs.org/why-edublogs/> This video shows why one should use EduBlogs.

[Back to Table of Contents](#)

III. Can EduBlogs Be Used in Conjunction with Other Applications?">III. Can EduBlogs Be Used in Conjunction with Other Applications?

EduBlogs is a great application that can be used with a few other technology applications. Both programs, "Twitter" and "Elluminate", and how they work with EduBlogs are described below.

Twitter is an online chat system that keeps you in contact with friends, family, and co-workers. The site allowed you to keep an updated status of what you are doing and how things are going in your life. The site became popular because people on EduBlogs made blog postings discussing the new site, and how it can be used in the classroom. (21)

EduBlogs works in a community partnership with Elluminate. Elluminate has been proven as best-in-class solutions for real-time online learning and collaboration that deliver exceptional outcomes, including enhanced learning experiences, increased retention and completion rates. (8, 12, 20)

[Back to Table of Contents](#)

IV. Features of EduBlogs">IV. Features of EduBlogs

Experiment with contemporary, customisable themes.

EduBlogs offers over ninety themes showcasing the very best in design. They're slick, fully accessible, entirely standards based and we're adding to them all the time. What's more, bloggers can customise every sidebar using the Widget system, insert their own headers into many themes (through our simple in built cropping system) and even select the look and feel for those with alternative CSS displays.

Simply embed videos, podcasts, images and a whole lot more.

You wanted features? We've got features! All posts are automatically spell-checked, auto-saved (so you never lose that post you've been working on for hours) come with a complete feature rich editor (with optional plain text view), allow for simple uploading of images and other files, are podcast ready and have automatic YouTube, Google Video and more video insertion devices... and that's just a selection. Phew!

Import from other blogging sites - or export back to them.

Do you already have blogging sites up at places like Blogger, TypePad or LiveJournal? It's not in the least bit difficult for you to import whole swathes of blogging goodness straight into your EduBlogs blogs. There are simple step-by-step instructions in and if you want to export back to them - we've got that covered too... not that you'd ever want to of course. Or, you can just use the export feature to back up your blog.

Great support and community.

We're committed to providing not only technical support but also the kind of pedagogical support and conversation that turns great technology into great teaching and learning. In addition to our training videos, handouts and FAQs you're invited to participate in the EduBlogs Forums where you can share hints and tips, ask questions and get answers and connect with other EduBlogs educators.

These are not just blogs you know...

EduBlogs is built on WordPress technology and that means you get a lot more than just a blog. As well as being able to post, your users can also create static pages (great for eportfolios!) manage comments in incredible detail, set static front pages, password protect individual posts and create powerful multi-tiered and complex websites... without ever needing to know one iota of html.

It's not (just) the technology, it's the pedagogy too.

Because EduBlogs is made by educators, for educators, we know about how you can effectively use blogs in teaching and learning. We're here to provide resources, discussion and suggestions for how you can use EduBlogs and we're always adding to them and working on our methods. Thinking of eportfolios, collaborative classwork, online journaling, discussion or problem-based learning? So are we!

Featured Blogs and Campus Sites.

EduBlogs has a feature on their home page where you can see popular blogs. It is in the bottom right hand corner of the homescreen. These blogs are chosen based on popularity and the content within the blog. These blogs can serve as great references for future blogs you can create. It is also a great way to discover other blogs out there and learn new information.

Examples of featured Blogs:

"From Down the Street": Mr. Borges and the 8th grade math, english, and drama 'blog squad'.

"Huzzah": A grade 5-6 class of 10 and 11 year old learners who have a lot to celebrate and share.

Examples of featured Campus Sites:

"Cornell": Teaching, research, library, and communication for the Cornell community.

"Global Students": Student blogging site for the Victorian department of Education, Victoria, Australia.

[Back to Table of Contents](#)

V. Using EduBlogs in the Classroom">V. Using EduBlogs in the Classroom

EduBlogs are a great way to let students and parents know what is going on in the classroom. As a teacher, you can put a calendar on the site to let students know upcoming events and due dates. You can create a 'freespace' to allow students to comment on class discussions, and to also reply to what their classmates have posted. As a teacher using this, you can also put up tips for assignments, such as what you want for the assignment and specific topics. There are many different ways to integrate EduBlogs into your classroom. Here are a few suggestions:

- Post Materials and Resources
- Upload materials or copy and paste them and they will be instantly available for your students to access anywhere. You can also use the site to inform students and parents of important upcoming events and due dates.
- Host Online Discussions: Students can talk to each other and respond to other's posts that you put up on the discussion board. You can also encourage your students to communicate with students from other countries. In doing this, you will be encouraging your students to expand their world.
- Create a Class Publication: EduBlogs are easier than class newspapers, and you can have students working as authors and editors in your online publication.
- Get Students to Blog: You can use EduBlogs as a central hub that allows students to easily access their classmate's blogs.
- Share Lesson Plans Using this to share lesson plans with other teachers is a great way to get feedback, and a good way to develop further as a teacher. Also, you will be able to view other lesson plans and adapt them to your students.
- Get Feedback. Use EduBlogs as a way for your students and parents to leave anonymous comments about different issues going on in the classroom.
- Create a functioning website. Create a website that is much more than just a blog and bend EduBlogs to suit your needs as a teacher and for your class.

Here is an example of how a High School English Class used Edublog: <http://mrdarnell.edublogs.org/>

[Back to Table of Contents](#)

VI. Lesson plans">VI. Lesson plans

EduBlogs has many educational applications. Many teachers are already using blogs in their classrooms in many different and effective ways. They can be used at any grade level-elementary through college- and can even be administered in the business world. Here are some possible examples for implementing EduBlogs in the classroom.

Elementary

By using the Internet with young elementary level students, teachers must be cautious. Elementary students will need more direction and monitoring than students at a higher level. For elementary school, EduBlogs might even be a great place for parents to leave comments on activities going on in the classroom, allowing the family to get involved.

Elementary">[Elementary](#)

Time to Blog

Description: Elementary students will learn how to properly use a blog, how to communicate with each other, and how to comment about what others have written.

Time to Blog.doc

Time to Blog.pdf

Bogging For All Ages

Description: Students of all ages will learn how to communicate their ideas with their classmates and how to properly respond to something they may agree or disagree with.

Blogging for all Ages.doc

Blogging for all Ages.pdf

Recycling

Description: After learning about recycling, students will write a blog entry in which they correctly identify at least five ways that they can help the environment through recycling.

Recycling.doc

Recycling.pdf

Reading

Description: Students will use EduBlogs to create a post that answers the question about the reading. Students will respond to other posts from their class providing feedback.

Reading.doc

Reading.pdf

Fish Blogs

Description: Students will use EduBlogs to create a blog written in the perspective of their favorite type of fish.

A Fish's Blog.doc

A Fish's Blog.pdf

Acrostic Poetry

Project 2 lesson plan.docx

Project 2 lesson plan.pdf

Secondary\\\">[Secondary](#)

History

Description: Given the knowledge of how to use edublogs.com and information about a specific topic, student groups will use a blog to collaborate and write an essay on their given topic

History Lesson.doc

History Lesson.pdf

English

Description: Students will learn how to properly use a blog, how to communicate with classmates using blogs, and how to comments and make suggestions to classmates blogs. Students will use the information that they have gathered on their blog and write a paper.

Creating an Essay using EduBlogs

Creating an Essay using EduBlogs.pdf

Description: Given the knowledge of how to blog and the importance of blogging, students will make their own blogs in journals and respond to other students blogs efficiently.

English Lesson.doc

English Lesson.pdf

Science

Description: Science projects in the real world are done in groups with many different people working together. The students will pick a science project and will be grouped with a student from another school to work with. They will learn how to use the science site on edublogs.org to interact with the other students through blogging.

Science Lesson.doc

Science Lesson.pdf

Math

Description: Using edublogs.org in a secondary mathematics class can allow students to work together on assignments and encourage positive communication among students.

Math Lesson.doc (Revised by Herbert Cruz)

Math Lesson.pdf (Revised by Herbert Cruz)

Laws of Sines and Cosines

Description: Using Edublogs.org, students will work together to solve two math problems based on the material learned from class.

Project 2 Math Lesson- Laws of Sines and Cosines.doc

Project 2 Math Lesson- Laws of Sines and Cosines.pdf

Agriculture

Description: Using edublogs.org, students will create pages on the class blog about various agricultural topics in order to persuade others why they should care about ag and inform others how ag impacts their lives on a day to day basis.

EduBlog Lesson Plan.docx

EduBlog Lesson Plan.pdf

Post Secondary">[Post Secondary](#)

Future Teachers

Description: Future students will learn about EduBlogs, and how they may incorporate into the classroom.

Future Teachers. doc

Future Teachers.pdf

School to Schools, Internationally

Description: School corporations can become connected with schools internationally through EduBlogs.

Schools to Schools.doc

Schools to Schools.pdf

Schools to Schools

Description: Various schools in a school system can use communication through the use of EduBlogs.

Schools to Schools.doc

Schools to Schools.pdf

Teacher to Teacher

Description: EduBlogs will offer a way of communication through the workplace, providing for a more efficient school community.

Teacher to Teacher.doc

Teacher to Teacher.pdf

Cold War Lesson Plan

Description: The students will be able to identify the countries involved in the Cold War. Using a map and technology skill to find the cities in the war plan on a map of Europe, students will use EduBlogs to help them accomplish this task.

Cold War Lesson Plan.doc

Cold War Lesson Plan.pdf

[Back to Table of Contents](#)

VII. Notable EduBloggers ">VII. Notable EduBloggers

">

1. Stephen Downes<http://www.downes.ca/news/OLDaily.htm>
2. George Siemens<http://www.elearnspace.org/blog/>
3. Joseph Harth<http://radio.weblogs.com/0114870/>
4. Jane Knight<http://janeknight.typepad.com/pick/>
5. Clive Shepherd<http://clive-shepherd.blogspot.com/>
6. Tom Kuhlmann<http://www.articulate.com/rapid-elearning/>
7. Dan Colman<http://www.oculture.com/>
8. Helge Scherlund<http://scherlund.blogspot.com/>
9. Jeff Cobb<http://blog.missiontolearn.com/>
10. Ray Schroeder<http://people.uis.edu/rschr1/et/blogger.html>

[Back to Table of Contents](#)

VIII. How are EduBlogs Being Used?">VIII. How are EduBlogs Being Used?

EduBlogs illustrates current educational value or potential value. As far as educational use, EduBlogs has a great deal of value. EduBlogs can be used in many ways. Here are a few examples of how EduBlogs are being used:

Websites

Montmorency Primary School uses EduBlogs for their school website. Included is their statement, curriculum, news and events, and informational blogs about what the school is doing. By using EduBlogs as a school webpage, the traditionality of a homepage is transformed. Students and parents are able to be more involved in what is going on by commenting on blogs and giving their own opinions .<http://montyp.edublogs.org/>

Mrs. Gallant, an eighth grade English and Reading teacher at Saco Middle School, uses EduBlogs to help organize her classes. Her students go onto the website, and she places a question about the class that day. They students add comments and discuss the question in detail.<http://mrsgallant.edublogs.org/>

This page was made by Jennifer Crowell Stomberg a teacher of music not in a school setting. She has created her own business of teaching anyone how to play an instrument. She uses her website as a way to get new students, instrument rentals, and lesson times. Even though you are not teaching at a school you can still use edu blogs for your own education of others.<http://stombergstrings.edublogs.org/>

This site is a gifted and talented site. The creators use this site to give any 7th or 8th grade students the chance to go above and beyond what the norm is. <http://mcclennahan.edublogs.org/>

This page was created by Mrs. Greene a third grade teacher at Washington-Lee Elementary. She uses this page to organize her class, curriculum, and events going on. The parents of students can look at this web page and find out exactly what their child is learning and doing in school.<http://gogreene.edublogs.org>

Any of these sites (and many others) are great examples of how EduBlogs is a valuable educational tool. You can use this application to organize and lead your students in discussion, to help students become more involved with gifted and talented programs, to make a website full of information about your school, or to help you educate children outside of the school. EduBlogs has unlimited potential in the field of education.

[Back to Table of Contents](#)

IX. International Use of EduBlogs: Centered on Usage in China">IX. International Use of EduBlogs: Centered on Usage in China

Weblogs have been widely used in China for educational purposes. From the perspective of people who edit EduBlogs, there are mainly teacher's edublog, student's edublog and teacher-student edublog. From the perspective of blogs' purposes, some are created by people in the same subject; some are created by teacher for instructional purposes; some are used as discussion forum.

EduBlogs employed for teaching may typically include:

- Links to websites as resources
- Observations on learning content
- Discussion forum
- Learning resources
- Syllabus

Example of EduBlogs' Use in China

Personal EduBlogs by teachers or educators are blogs which are created by individuals: either teachers, educators or students. The contents are related to resource sharing, instructional materials, professional development, and teachers' or students' reflections on their teaching and learning.

1. Jiahou's Blog website:<http://www.jeast.net/teacher/jiahou/index.html>

This is a blog created by Jiahou Li, professor of Educational Technology in Shanghai Normal University. Most of his articles are about study and research in the field of Educational Technology, including useful instructional resources, suggestions for undergraduate and graduate students in this field, introduction of great projects and activities, etc. It has been subscribed to by many students and other educators to enrich their knowledge and scope in Education.

2. Xiuli's Blog website:<http://sociallearnlab.org/blog/ >;

Xiuli's blog is written by Xiuli Zhuang, teacher in Beijing Normal University. Her blog is focused on her instruction in Educational Technology, especially in web 2.0 tools and social learning. Many of the articles are about the application and practice of web 2.0 tools in teaching and learning. It serves not only as a resource sharing website, but also for social networking. There are many web 2.0 services linked on it, which is a great place for people to communicate and connect with each other. For example, Google Friend Connect; My Bloglog, which creates a social networking community; Twitterizen; EduBloggerdir; etc. From this blog, access to other web 2.0 activities and websites the author creates is also available. Examples: GoogleGroup, Wiki, Diigo, etc.

3. Dr. Jiao Jianli's Weblog on Educational Technology website:<http://jiao.blogbus.com/ >;

Similar to the other two blogs I mentioned above, this is also a blog written by a doctor in the field of Educational Technology, which provides a large amount of information, as well as her opinions about the field of Educational Technology.

Edublog Group is a blog that is not created by a single individual, but by a group of people, either who share the same interest, or are in the same field of work. Each one in the group could contribute to the blog group.

4. Suzhou Education Blog website:<http://www.szeblog.cn/index.html >;

The blog is used as a teachers' professional development community. On this blog, teachers in Suzhou can post and upload articles about their instructional work, their research, and their life. Education blogs teachers deposit their knowledge and reflect on their daily work. This blog has become an important channel for teachers to transform implicit knowledge into explicit knowledge.

There are very detailed categories on the blog website, which makes it convenient for teachers to choose where to post their blog and connect to teachers with similar interests. The categories include: Education News, Theoretical Research; Instructional Integration, Subject Study; Arts Instruction, Science Instruction, Students' work, Teachers' Training, etc.

[Back to Table of Contents](#)

X. Comments"> X. Comments

">

Many users have made comments about EduBlogs. Here are a few examples:



"I have been using EduBlogs for three years... I love the versatility and ease of use... The support is excellent."

– Helen Harvey, Booker High School




"The result was this amazing, organic discussion that ranged from debates over whether or not a sequel exists to one book, to speculation about posthumous publications from J.D. Salinger."

– Robert C. Barker, John Liechty Middle School



"I was so pleased to discover EduBlogs from a colleague... so quick and easy to set up, count me in as a supporter of EduBlogs!"

– Robert B. Cooter, Jr., Ed.D., Professor & Ursuline Endowed Chair of Teacher Education, Bellarmine University



"EduBlogs has been an amazing tool for my students and I... EduBlogs is so user friendly that we had the blogs for teachers up in no time."

– Jennifer Parrigin, Nash Central Middle School



"Campus makes it so simple to set up a separate blog for individuals and keep the management of the blog under one administrator. EduBlogs has been a great company to work with."

[Back to Table of Contents](#)

XI. References 1) Alexa. Alexa Internet, Inc. 4 April 2009. <<http://www.alexainternet.com/siteinfo/edublogs.org>>. ">**XI. References** 1) Alexa. Alexa Internet, Inc. 4 April 2009. <<http://www.alexainternet.com/siteinfo/edublogs.org>>.

- 2) 3 Darnell, Jason. (2009). Mr. Darnell's English Class. Retrieved March 25, 2009, from <http://mrdarnell.edublogs.org/>
- 3) Dr. Jiao Jianli's Weblog on Educational Technology. 2 April 2009. BlogBus. 2 April 2009. <<http://jiao.blogbus.com/logs/2009/04/d02.html>>
- 4) "EduBlogs." Retrieved on March 25, 2009, from <http://www.ecolenet.nl/best/edublogs.htm>
- 5) Edublogs.org and Wikispaces. 3 May 2006. Wikispaces. April 2009. <<http://blog.wikispaces.com/2006/05/edublogsorg-and-wikispaces.html>>
- 6) Edublogs Premium. 22 February 2007. Teach42. April 2009. <<http://www.teach42.com/2007/02/07/edublogs-premium/>>
- 7) Edublogs-teacher and student blogs. 2009. Edublogs. April 2009. <<http://edublogs.org/>>
- 8) Elluminate. 2009. eLearning & Collaboration Solutions: Elluminate, Inc. April 2009. <<http://illuminate.com/>>
- 9) Gifted and Talented Home Page at HCMS. 2009. Edu Blogs. April 2009. <<http://mcclellennahan.edublogs.org/>>
- 10) Go Greene! 2007. EduBlogs. April 2009. <<http://gogreene.edublogs.org/>>
- 11) "How Do I Change My Theme?" Help & Support. 2009. Edu Blogs. April 2009. <<http://help.edublogs.org/2008/09/18/how-do-i-change-my-theme/>>
- 12) "Integrating Twitter into Your WordPress Blog." 11 April 2009. Lorelle on WordPress Blog. 11 April 2009 <<http://lorelle.wordpress.com/2007/03/22/integrating-twitter-into-your-wordpress-blog/>>
- 13) Jennifer Stomberg Studio Information. 12 December 2008. Edu Blogs. April 2009. <<http://stombergstrings.edublogs.org/>>
- 14) jiahou's blog. 2009. Jeast. April 2009. <<http://www.jeast.net/teacher/jiahou/index.html>>
- 15) Montmorency Primary School. 2007. Edu Blogs. April 2009. <<http://montyps.edublogs.org/>>
- 16) Mr. Darnell's English Class. 2009. Edu Blogs. April 2009. <<http://mrdarnell.edublogs.org/>>
- 17) Mrs. Gallant's Blog. 16 March 2009. Edu Blogs. April 2009. <<http://mrs-gallant.edublogs.org/>>
- 18) SZE Blog. 2008. April 2009. <<http://www.szeblog.cn/index.html>>
- 19) The Edublogger. 2009. Edu Blogs. April 2009. <<http://theedublogger.edublogs.org/2009/03/28/check-out-these-cool-ideas-from-class-blogs/>>
- 20) The Edublogs Magazine: Education and the Edublogger. "In Defense of...This." 30 Jan 2008. EduBlogs. April 2009 <<http://magazine.edublogs.org/>>.
- 21) Twitter. 2009. Twitter: What are you doing? April 2009 <<http://twitter.com/>>.
- 22) 2 Waters, Sue. "Check Out These Cool Ideas From Class Blogs!" The EduBlogger. (2009). Retrieved March 25, 2009, from <http://theedublogger.edublogs.org/2009/03/28/check-out-these-cool-ideas-from-class-blogs/>
- 23) "Which Themes Can I Add a Header Image To?" Help & Support. 2009. Edu Blogs. April 2009. <<http://help.edublogs.org/2008/09/18/which-themes-can-i-add-a-header-image-to/#more-8>>
- 24) xiuli' blog. April 2009. Social Learn Lab. April 2009. <<http://sociallearnlab.org/blog/>>
- 25) "10 Ways to Use Your EduBlog to Teach." Blogging for Teachers and Students, Made Easy. (2009). Retrieved on March 25, 2009, from <http://edublogs.org/10-ways-to-use-your-edublog-to-teach/>
- 26) Farmer, James et al. Edublogs. 30 March 2009. www.edublogs.org
- 27) "25 EduBlogs You Simply Don't Want To Miss" <http://www.slideshare.net/zaid/25-edublogs-you-simply-dont-want-to-miss-presentation>
- 28) Edublog, <http://en.wikipedia.org/wiki/Edublog>
- 29) (EduBlog image) retrieved from <http://premium.wpmudev.org/wp-content/uploads/2011/02/edublogs.jpg>

30) (Facebook logo) retrieved from http://platform.ak.fbcdn.net/www/app_full_proxy.php?app=4949752878&v=1&size=o&cksum=25717150af079c3304bb552686121af7&src=http%3A%2F%2Fi921.photobucket.com%2Falbums%2Fad60%2Fsacriliciousmarketing%2Fmusictemplate%2Ffacebook-256.png

31) (Twitter logo) retrieved from <http://w3mag.com/wp-content/uploads/2009/08/Twitter-256x256.jpg>

32) (YouTube logo) retrieved from <http://www.rs.af.mil/shared/media/ggallery/webgraphic/AFG-110218-003.jpg>

[Back to Table of Contents](#)