

# Facebook

Unknown macro: {logo}

<http://blogs.ft.com/techblog/files/2009/08/facebook-logo.jpg>

*This page was compiled by: Josh Perry, Megan Neal, Kelsey Opperman, Kelly Roberts, Brett Allen, Amanda Hoffman and Kelsey Duncan.*

## Purpose

### What are the uses of Facebook? What does it do? Who uses Facebook?

---

The purpose of Facebook is to keep people connected with old friends, family, and classmates at no cost. It helps people to keep pre-existing relationships and to see what friends are up to at anytime of day or night. Also, it helps spread public awareness about certain issues. Facebook members can send messages, update their status, and now they are able use instant messaging to tell people what they are currently doing.<sup>[2]</sup>

**Click the following link to go make your own personal Facebook account today!**

<http://www.facebook.com>



Section	Table of Contents
I.	History I.1 Development I.2 How Facebook Works I.3 Getting More Out of the Application
II.	How Facebook Relates to Other Applications II. Comparison to Competitors
III.	Real World Application III.1 Educational Lesson Plans i. Elementary ii. Secondary iii. Post Secondary III.2 Business/Industry
IV.	Demonstration of Educational Value

<b>V.</b>	How Facebook is Used Internationally
<b>VI.</b>	Development Team
<b>VII.</b>	Facebook Critisims and Safety
<b>VIII.</b>	References
<b>IX.</b>	Search

## ">I. History

---

### ">I.1 Development

Facebook was developed by Mark Zuckerberg and was launched on February 4, 2004. Originally, Zuckerberg ran the website as a hobby during his time at Harvard, and access to the site was limited to only Harvard students. Within only a short time, the site expanded to include all colleges across the country and eventually high schools from across the nation. Today, Facebook is recognized as the fourth most-trafficked website worldwide with an estimated 120 million users in 55,000 regional classifications.<sup>[1]</sup>



To see a "60-minute" interview starring founder Mark Zuckerberg, please visit:

Part 1--> [http://www.youtube.com/watch?v=\\_cEySyEnxvU](http://www.youtube.com/watch?v=_cEySyEnxvU)

Part 2--> <http://www.youtube.com/watch?v=1CGF00VlxB8&feature=related>

[Facebook Brochure](#)

[Trifold Poster](#)

[Table of Contents](#)

### ">I. 2 How Facebook Works

- Access to Facebook is limited to users over the age of 13, and if the user is between 13-18 years old, they must be enrolled in a school and provide a valid e-mail address. In order to use Facebook, you must create an account.
- Facebook will create an account for you as soon as you answer a few simple questions regarding your personal information. (It is important to remember that whatever you post on your Facebook account can be accessed by the rest of the world. Privacy settings do indeed help, but they can only go so far to protect you.)
  - A Facebook profile is the webpage that other Facebook users will see while visiting your site. A profile gives people an idea of who the user is, where they are from, where they work, and anything else that users would like to include.
  - You can browse and join networks that are separated into groups such as regions, colleges, workplaces, and high schools so that it is easier to connect with others in your selected network.
  - The Privacy Settings page allows you to conceal information that you don't want anyone but friends to access. Facebook already has privacy settings for the user to select from such as "everyone", "friends of friends", "friends only", or "recommended". The user can create their privacy setting by selecting "custom", which is recommended for maximum privacy. Also, there is an option of excluding someone who is already a friend.

## Choose Your Privacy Settings

**Basic Directory Information**  
To help real world friends find you, some basic information is open to everyone. We also suggest setting basics like hometown and interests to everyone so friends can use those to connect with you. [View settings](#)

**Sharing on Facebook**

	Everyone	Friends of Friends	Friends Only	Other
My status, photos, and posts			•	
Bio and favorite quotations			•	
Family and relationships			•	
Photos and videos I'm tagged in			•	
Religious and political views			•	
Birthday			•	
Can comment on posts			•	
Email addresses and IM				•
Phone numbers and address			•	

[Customize settings](#) ✔ This is your current setting.

**Applications and Websites** Edit your settings for using applications, games and websites.

**Block Lists** Edit your lists of blocked people and applications.

**Controlling How You Share** Learn more about your privacy on Facebook.

- Users can stay in contact with people they know by friend requesting them. In order to make searching for friends easier, users can sort friends by age, sex, relationship status, and many other attributes utilizing Facebook's search engine.
- Facebook has a space where you can upload a profile picture so others can put a face to a name, a friends section which displays pictures of other Facebook members that you are friends with, a section that shows personal information such as your birthday and where you work or go to school, and also a mini feed section that informs you about what your other Facebook friends are up to.
- A new feature is the instant messaging feature that allows users to communicate instantaneously, a status updater which tells you what your friends are doing at the current time, and a "wall" where you can comment your friends and where they can comment you. . The next time you log onto Facebook, there will be a notification saying if that person has accepted or not.
- Along with the status updater, Facebook has revamped the home page allowing the user to browse through their friend's, groups, or fan's statuses all at the same time. This page will automatically update by itself as more users update their statuses.
- On any page, when hovering over a friend's name, group name, or fan page, a cloud of information will pop up that includes their biographical information, profile picture, and how many "mutual friends" they have in common.
- If you enjoy a lot of things and want people to know about them, you can add an application that shows that you are a "fan" of certain things. In your photo application, you can add and upload up to 200 photos per album. Here you can "tag" your friends who appear in the picture by hitting "tag this photo."
- Also, it is possible to add a video application that is similar to YouTube that shows your favorite sports team, singer, or anything.
- Today, profile owners are offered personal items such as "SuperPoke Pets" and "Mafia Wars" to make their internet time more exciting. Applications such as chess and scrabble are available, as well.
- Finally, other applications you can add are the group application, events application, market place (which is like craigslist), posted items (such as flair or notes), and gifts application. People can also create their own applications that other people can put and upload onto their profile.<sup>[3]</sup>








[Table of Contents](#)







## ">I.3 Getting More Out of the Application

Some people have begun to utilize the broad reach of Facebook by connecting with people from across the globe. With Facebook students would be able to exchange ideas and share thoughts with people from across the globe. Using this Web 2.0 technology teachers are able to reinvent penpals and share more than just words. This application creates an instant connection between very diverse groups of people who may be thousands of miles apart, and the best part is, it is free. In addition to sharing stories, likes and dislikes the nature of Facebook allows users to share pictures and videos that make the application a valuable motivational teaching tool.




Facebook has a pen-pal application that serves to connect people across the world, but using an unverified system like that could raise controversy. A simple way to create a great international correspondence program would be to search for the department of education for a country and then to contact schools individually to find another teacher that would be interested in creating such a program. An easy way to do this is to search for another country's department of education. From there, you can find the contact information for various schools and contact teachers.

## Tools Making It Easy To Study Research...and More!

 The logo for iRead features three books in orange, blue, and red stacked vertically, with the text "iRead" in blue below them.	<p>Books iRead: "With the help of this application users share the books you're reading and see what others are reading."</p>
 A 3D illustration of a person wearing a blue cap, sitting at a desk with a laptop, a yellow mug, and a microphone, appearing to be in a research or study environment.	<p>DoResearch4me: "This helps application makes it easier to gather information with using your thesis statement, instructions, and more. "</p>
 An illustration of several blue, lined flashcards fanned out.	<p>Flashcards: "This application allows students to create flashcards and practice them using Facebook."</p>
 The logo for SkoolPool features the text "SkoolPool" in a stylized font, with "Skool" in grey and "Pool" in orange. Below the text is an orange square containing silhouettes of four people standing and talking.	<p>SkoolPool: "Get the lowdown on schools, online and otherwise."</p>
 The logo for Rate My Professors features a large green checkmark on a dark background, with the text "RATE MY PROFESSORS" in yellow and white below it.	<p>Rate My Professors: "This can help students find out what other students think of professors so they know who to ask for before they register for class."</p>
 The logo for JSTOR features a large, ornate red letter "J" with the word "STOR" in red below it.	<p>JSTOR Search: "This application can be used to find full text research articles."</p>
 The logo for Notely.net features a blue and yellow pencil pointing upwards, with the text "Notely.net" in blue below it.	<p>Notely: "With this you can organize your school life. You can make calendars to organize assignments and tell when they are due, and you can organize your notes."</p>

	<p><b>Study Groups:</b> "With this you can get groups of your classmates together to work on homework or so group projects."</p>
	<p><b>Get Homework Help:</b> "This will allow students to get connected with tutors and talk to other students to get help with homework."</p>
 <p data-bbox="142 443 279 527"><b>Swap Roll Book, Etc. Exchange</b></p>	<p><b>SwapRoll:</b> "With the help of this interface users can save money on textbooks by trading them with others in the network."</p>
	<p><b>Notecentric Take:</b> "This collaboration allows users to take notes right on Facebook and share them with other classmates."</p>
	<p><b>Class Notes:</b> "This application can be used this to find scanned notes for your class."</p>
	<p><b>Wikiseek Search:</b> "Students can use this to do research on Wikipedia articles on Facebook."</p>

## Tools For Teachers and Administrators

	<p><b>Book Tag:</b> "BookTag is an easy and fun way to organize your book collections. You can record what you're reading, tag any books, or create a list for a collection of books to share with your students."</p>
	<p><b>Webinaria Screencast Recorder:</b> "Record a video for students and share it right on Facebook."</p>
$\frac{1}{ G } \sum_{g \in G}   \cdot$	<p><b>Mathematical Formulas:</b> "Distribute formulas, solutions, and more..."</p>
	<p><b>SlideShare:</b> "Create presentations from your desktop to share with students right on Facebook."</p>

## ">II. How Facebook Relates to Other Applications?

---

### ">II. Comparison to Competitors

Facebook is very similar to Myspace, and other social networking websites. One of the great features of Facebook is that it allows other websites and programs to work with it in many different unique ways.

[Table of Contents](#)

## ">III. Real World Application

---

### ">III.1 Educational Lesson Plans

#### ">1. Elementary

##### (i)English: Favorite Authors

Description: Students can become fans of their favorite authors and discuss with other fans about that author.

Objective: Students will learn more about their author by other fans and learn to social network through the other fans.

[Favorite Authors \(DOC\)](#)

[Favorite Authors \(PDF\)](#)

##### (ii)Social Science (STEM)

Description: Students will make notes and ask questions on their notes, and discuss everyone's answers in their psychology class.

Objective: For students to explore the inner workings of another persons thoughts, ideas, and why they think a certain way.

**\* Sorry for the inconvenience, but the DOC and PDF for this topic are not available at this time.**

[Table of Contents](#)

#### ">2. Secondary

##### (i)Science: Global Warming (STEM)

Description:Use Facebook to discuss and collaborate on issues surrounding global warming.

Objective:The student will identify three greenhouse gases, two causes of global warming, two effects of global warming, four possible solutions to global warming, and conduct a "green audit" of his/her household.

[Global Warming \(DOC\)](#)

[Global Warming \(PDF\)](#)

##### (ii) English: Characters

Description:Use Facebook to demonstrate understanding of characters within a selected reading assignment.

Objective: Students will demonstrate their understanding of one or more characters from a novel by creating a Facebook page for the character (s).

[Book Characters \(DOC\)](#)

[Book Characters \(PDF\)](#)

### **(iii): Mathematics: Slope-Intercept Form (S.T.E.M.)**

Description: Use facebook to post questions dealing with slope-intercept form having students answer them for a participation grade.

Objective: Students will learn slope intercept form and after doing homework they will use Facebook to post/answer two questions from students.

[Slope-Intercept Form \(DOC\)](#)

[Slope-Intercept Form \(PDF\)](#)

### **Number Sense: Prime and Composite Numbers (6th grade)**

Description: Use facebook to post questions and summarize the topic learned in class dealing with Number Sense Comprehension.

Objective: Students will learn Prime and Composite Numbers after doing the assignments and by participating in Facebook postings.

[Number Sense DOC](#)

[Number Sense PDF](#)

### **Sports: Baseball Fanpage**

Description: Use facebook to connect with other students who enjoy baseball

Objective: Students will learn to discuss their activity amongst each other.

[Baseball DOC](#)

[Baseball PDF](#)

### **Sports: Swimming**

Description: Use facebook to discuss the different strokes of swimming via chat and/or comments.

Objective: Students will learn the different strokes of swimming.

[Swimming DOC](#)

[Swimming PDF](#)

[Table of Contents](#)

## **">3. Post Secondary**

### **(i)Technology (STEM)**

Description: Students can use Facebook to interact with other students across the world and come up with ideas for using other types of technologies.

Objective: Students will discuss new technology ideas with students from another school in a different country, and they will design a presentation showing their findings.

**\* Sorry for the inconvenience, but the DOC and PDF for this topic are not available at this time.**

### **(ii) Language: Culture**

Description: Students will use the group option in Facebook to compile a list of cultural differences between their country and other countries.

Objective: Students will chat with other students via Facebook and then compile the differences they found between their cultures. This list will then be placed in the group page that they created and formatted.

**\* Sorry for the inconvenience, but the DOC and PDF for this topic are not available at this time.**

[Table of Contents](#)

## ">III.2 Business/Industry

Business and people within an industry can use Facebook in order to outreach their clients or people interested in their services. Facebook has things such as the marketplace where people can sell or buy things, and companies can even develop groups or fan pages for Facebook users to join. Companies can even use those pages to promote new products or provide users with discounts on current products. The possibilities are endless. However, Facebook users should also realize that what they have on their Facebook could potentially cost them their jobs. For example, teachers have been fired in the past for posting pictures which show them consuming alcohol.

[Table of Contents](#)

## ">IV. Demonstration of Educational Value

---

For the past few years, it seems as though educators have been looking for ways to keep students off of social networking applications like Facebook because they are seen as distracting and unrelated to the academic topics at hand. However, Facebook is being underutilized as an educational technology. This Web 2.0 technology has a variety of applications available in it that could prove to be very effective in the classroom. Despite the excellent educational uses of Facebook, use is restricted to people over the age of 13, so use in elementary school and middle school is limited. One of the only ways for students under the age of 13 to experience this application is through demonstrations put on through the teacher's account.

Quite obviously this program lends itself to group projects and collaboration outside of class. For students, communicating outside of class can be a difficult task to undertake. With their busy schedules it is often hard to have a simple phone call much less a meeting where all the group members are in attendance. To remedy this situation Facebook could be used as a way to inexpensively collaborate with group members and check on the progress that has been made. Quite simply students could start a group for the specific project that they were working on and utilize the page provided to hold discussions, share multimedia, pictures, and other web sites as well as just using the Wall feature to stay in contact with group members. Also, the instant messaging feature can allow students to rapidly brainstorm ideas even if they cannot meet in person.

But then again you have to remember that if you're online, you're teachers may be online to. And if you're doing work for their class more than likely there will be a way for them to get on and see what you're saying to each other, and looking at what you have on your own facebook. This may always be dangerous, so if it can be avoided it should be for the sake of you integrity and image.

[Table of Contents](#)

## ">V. How Facebook is Used Internationally

---

Facebook allows people from all over the world connect with each other in many ways. A person can join a group that contains people from Japan to Russia to England. Another way is through the Facebook chat, and that is where anyone can chat with anyone else that is their friend on Facebook. The possibilities are limitless when using Facebook whether locally, nationally, or internationally.

[Table of Contents](#)

## ">VI. Facebook Criticism and Safety

---

Recently there have been concerns from parents and educators that some people might use social networking applications to gain information about people for illicit purposes. Facebook is considered safe but remember to remind your students:

- Don't accept friend requests from people that you don't know.
- Don't post sensitive information that you wouldn't mind if everyone knew.
- Modify your privacy settings so that people that are not your friends cannot see all of your personal information. NEVER put your personal information (for example your phone number) online EVER! There are some people who can hack into facebook accounts and find out that information. If it doesn't need to be on there DO NOT put it on there.
- NEVER share your password with others. Secrets which have been shared often times become common knowledge.
- Remember that any pictures that you take with friends can ultimately end up on their Facebook accounts as well. If you do not want pictures or other information about yourself on the internet, ask your friends to keep pictures of you offline.
- Also remind students that they can never be sure that the person they are talking to online is the person that they think it is.

[Table of Contents](#)

## ">VII. References

---



- [1]. Zuckerberg, Mark (2008). "[Statistics](#)." Facebook. Retrieved on 2008-11-12
- [2]. Zuckerberg, Mark (2008). "[Factsheet](#)." Facebook. Retrieved on 2008-11-12
- [3]. Strickland, Jonathan (2008). "[How Facebook Works](#)." How Stuff Works. Retrieved on 2008-11-5

[Table of Contents](#)

## ">VIII. Search

---

Didn't find what you are looking for? Search confluence!

Search

[Table of Contents](#)